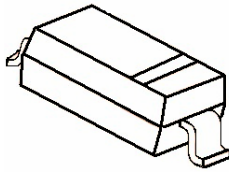


**MBR0520S/ MBR 0530S/ MBR 0540S/ MBR 0560S**

**SOD-323**



**Marking: MBR0520S: R2**  
**MBR0530S: R3**  
**MBR0540S: R4**  
**MBR0560S: R6**

**SOD-323 贴片塑封肖特基二极管**

**SOD-323 Plastic-Encapsulate Schottky Barrier Diode**

**特征 Features**

- 大电流承受能力。High Current Capability
- 正向压降低。Low Forward Voltage Drop

**机械数据 Mechanical Data**

- 封装: SOD-323 封装 SOD-323 Small Outline Plastic Package
- 极性: 色环端为负极 Polarity: Color band denotes cathode end
- 环氧树脂 UL 易燃等级 Epoxy UL: 94V-0
- 安装位置: 任意 Mounting Position: Any

**极限值和温度特性(TA = 25°C 除非另有规定)**

**Maximum Ratings & Thermal Characteristics (Ratings at 25°C ambient temperature unless otherwise specified.)**

参数 Parameters	符号 Symbol	MBR 0520S	MBR 0530S	MBR 0540S	MBR 0560S	单位 Unit
最大可重复峰值反向电压 Maximum repetitive peak reverse voltage	VRRM	20	30	40	60	V
最大均方根电压 Maximum RMS voltage	VRMS	14	21	28	42	V
最大直流阻断电压 Maximum DC blocking voltage	VDC	20	30	40	60	V
最大正向平均整流电流 Maximum average forward rectified current	IFM	0.5				A
峰值正向浪涌电流 8.3ms 单一正弦半波 Peak forward surge current 8.3 ms single half sine-wave	IFSM	5.0				A
典型热阻 Typical thermal resistance	RθJA	400				°C/W
功率消耗 Power Dissipation	PD	250				mW
结温 Junction Temperature	Tj	125				°C
存储温度 Storage temperature range	TSTG	-50~+150				°C

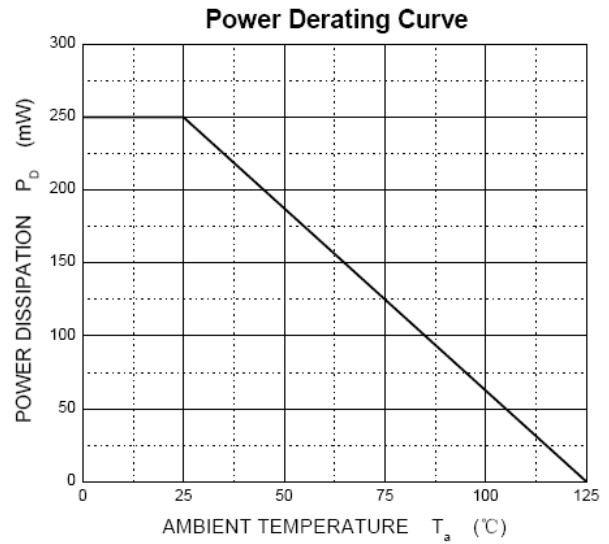
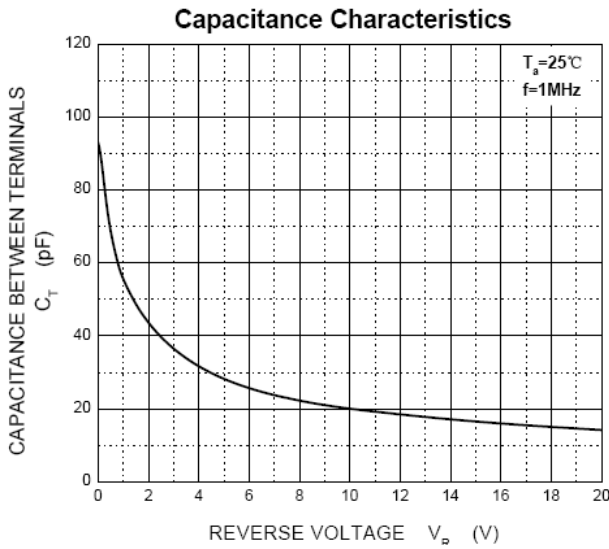
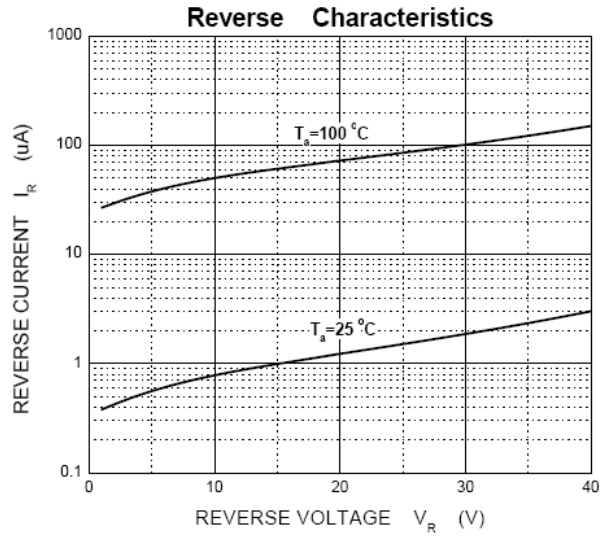
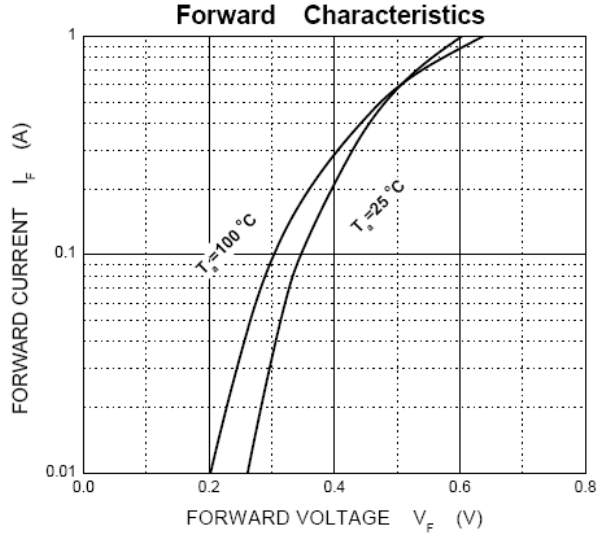
**电特性 (TA = 25°C 除非另有规定)**

**Electrical Characteristics (Ratings at 25°C ambient temperature unless otherwise specified.)**

参数 Parameters	符号 Symbol	测试条件 Test conditions	MBR 0520S	MBR 0530S	MBR 0540S	MBR 0560S	单位 Unit
最大正向电压 Maximum forward voltage	VF	IF = 0.5A	0.45	---	---	---	V
			---	0.55	---	---	
			---	---	0.55	---	
			---	---	---	0.70	
最大反向电压 Maximum reverse breakdown voltage	VR	IR=1mA	20	---	---	---	V
			---	30	---	---	
			---	---	40	---	
			---	---	---	60	
最大反向电流 Maximum reverse current	IR	VR=20V	80	---	---	---	uA
		VR=30V	---	80	---	---	
		VR=40V	---	---	80	---	
		VR=60V	---	---	---	80	
Capacitance between terminals	CT	VR = 4V, f = 1MHz	30				pF

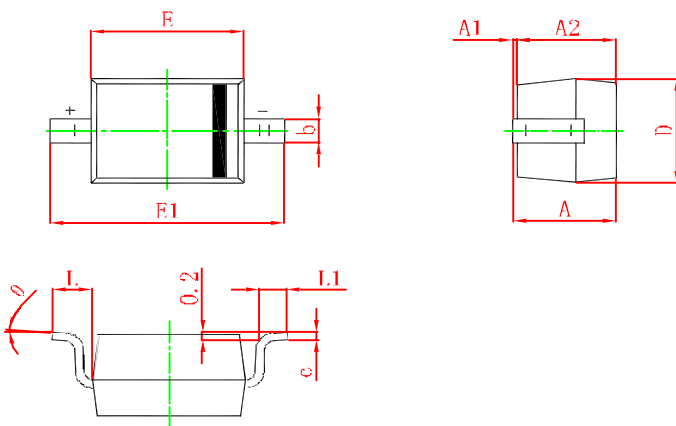
**MBR0520S/ MBR 0530S/ MBR 0540S/ MBR 0560S**

**特性曲线 Characteristic Curves**



**SOD-323 PACKAGE OUTLINE** Plastic surface mounted package

**SOD-323**



Symbol	Min.(mm)	Max.(mm)
A		1.000
A1	0.000	0.100
A2	0.800	0.900
b	0.250	0.350
c	0.080	0.150
D	1.200	1.400
E	1.600	1.800
E1	2.500	2.700
L	0.475REF	
L1	0.250	0.400
θ	0°	8°