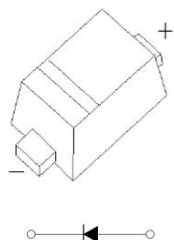


## SOD-523 贴片塑封二极管

## SOD-523 Plastic-Encapsulate Diodes

SOD-523



MARKING: JV



## 特征 Features

- 低正向电压 Low Forward Voltage
- 极快的开关速度 Extremely Fast Switching Speed
- 适用于自动插件的理想的表贴封装 Surface Mount Package Ideally Suited For Automatic Insertion

## 机械数据 Mechanical Data

- 封装: SOD-523 封装 SOD-523 Small Outline Plastic Package
- 极性: 色环端为负极 Polarity: Color band denotes cathode end
- 环氧树脂UL 易燃等级 Epoxy UL: 94V-0
- 安装位置: 任意 Mounting Position: Any

极限值和温度特性(TA = 25℃ 除非另有规定)

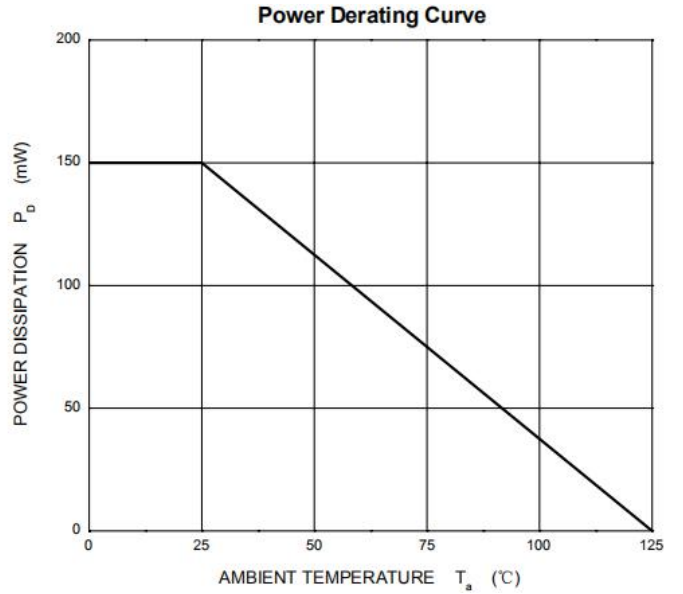
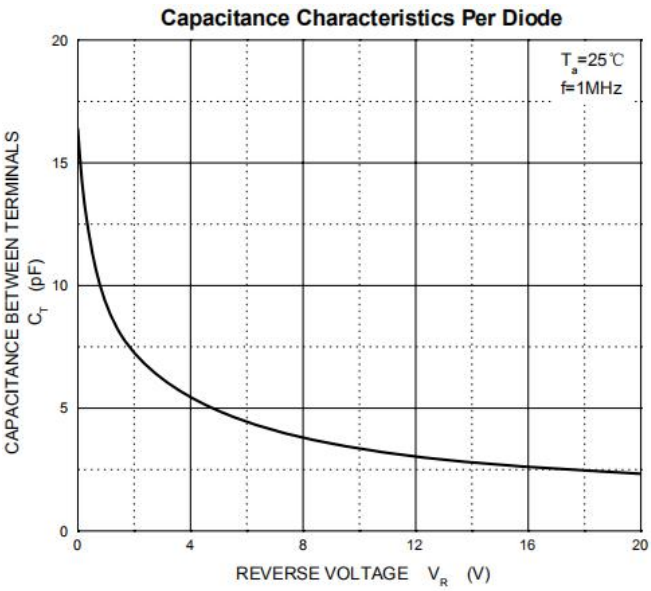
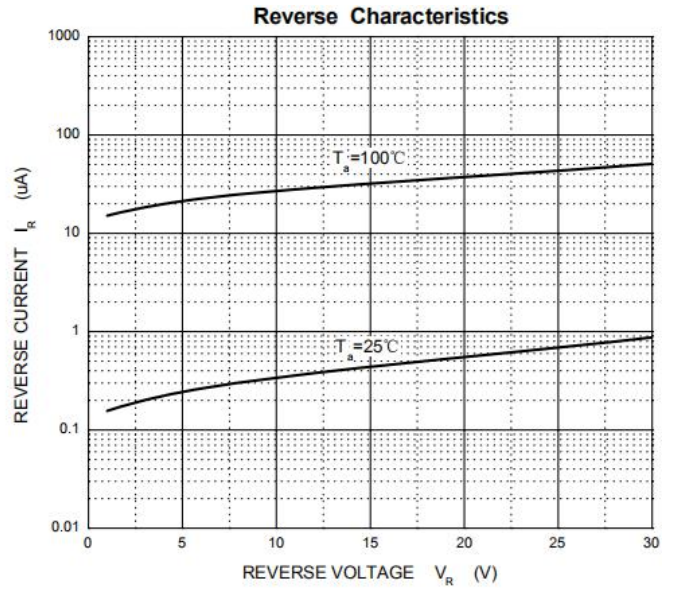
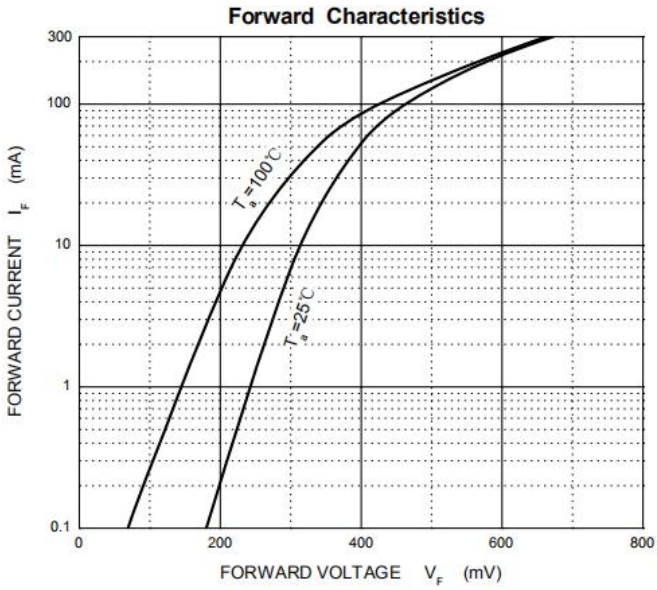
Maximum Ratings &amp; Thermal Characteristics (Ratings at 25℃ ambient temperature unless otherwise specified.)

参数 Parameters	符号 Symbol	数值 Value	单位 Unit
峰值重复反向电压 Peak Repetitive Reverse Voltage	V <sub>RM</sub>	30	V
直流阻断电压 DC Blocking Voltage	V <sub>R</sub>	21	V
平均整流输出电流 Average Rectified Output Current	I <sub>O</sub>	100	mA
正向连续电流 Forward Continuous Current	I <sub>F</sub>	200	mA
尖峰正向重复电流 Repetitive Peak Forward Current	I <sub>FRM</sub>	300	mA
尖峰正向不重复浪涌电流 Non-repetitive Peak Forward Surge Current @ t = 8.3ms	I <sub>FSM</sub>	600	mA
功率消耗 Power Dissipation	P <sub>d</sub>	150	mW
结温 Junction temperature	T <sub>j</sub>	125	℃
存储温度 Storage temperature range	T <sub>STG</sub>	-55-+150	℃
热阻 Thermal Resistance from Junction to Ambient	R <sub>θJA</sub>	667	℃/W

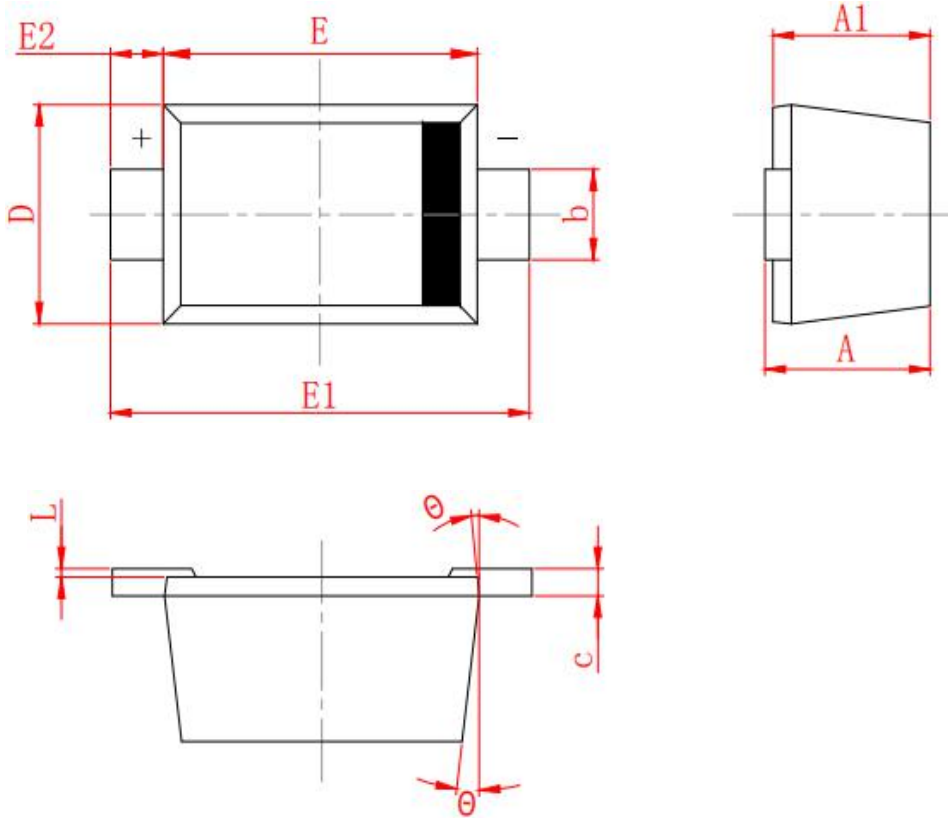
电特性 Electrical Characteristics (Ratings at 25℃ ambient temperature unless otherwise specified.)

符号 Symbols	参数 Parameter	测试条件 Test Condition	界限 Limits		单位 Unit
			Min	Max	
V(BR)	反向击穿电压 Reverse Breakdown Voltage	I <sub>R</sub> =10uA	30		V
I <sub>R</sub>	反向漏电流 Reverse Current	V <sub>R</sub> =25V	---	2.0	uA
V <sub>F</sub>	正向电压 Forward Voltage	I <sub>F</sub> =0.1mA	---	0.24	V
		I <sub>F</sub> =1mA	---	0.32	
		I <sub>F</sub> =10mA	---	0.40	
		I <sub>F</sub> =30mA	---	0.50	
		I <sub>F</sub> =100mA	---	1.0	
T <sub>RR</sub>	反向恢复时间 Reverse Recovery Time	I <sub>F</sub> =10mA, I <sub>R</sub> =10mA to 1mA, R <sub>L</sub> =100Ω	---	5	nS
C <sub>T</sub>	端子间电容 Capacitance Between Terminals	V <sub>R</sub> =1V, f=1MHZ	---	10	pF

典型特性 Typical Characteristics

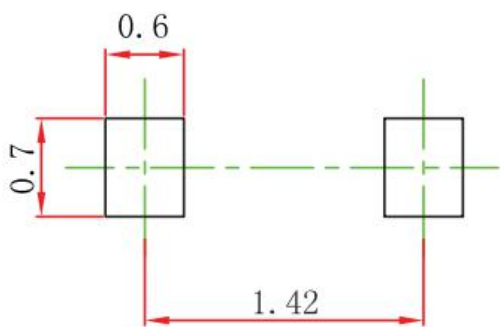


SOD-523封装外形尺寸图 SOD-523 Package Outline Dimensions



SYMBOL	MILLIMETER	
	MIN	MAX
A	0.530	0.730
A1	0.500	0.700
b	0.280	0.380
c	0.080	0.150
D	0.750	0.850
E	1.100	1.300
E1	1.500	1.700
E2	0.200 REF	
L	0.010	0.070
θ	7° REF	

SOD-523焊盘设计参考 SOD-523 Suggested Pad Layout



Note:

1. Controlling dimension: in millimeters.
2. General tolerance:  $\pm 0.05$ mm.
3. The pad layout is for reference purposes only.